

Wireframe software

Wireframe what is it and why do we need it?

Before creating any project whether a website, mobile app or windows application it's wise to use a wireframe to see how the project will look like and what it will do. When you are working for a school project or on a project for work wireframe will save you tons of time.

You can either do the wireframe on paper or on the computer. There are tons of website which helps with the process however sometimes it's better to do things locally than to do it all online. Practice makes perfect.

Wireframe is often used in power point, using various shapes and colours to show how the project will look like.



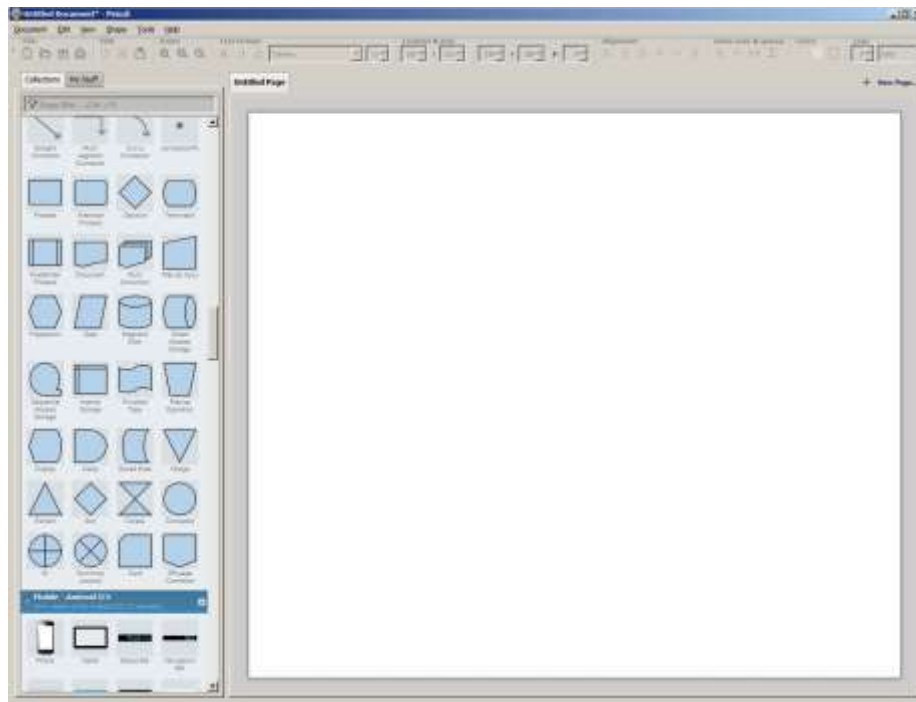
As you can see its do able and for some project you might even have fun working on power point doing it. There is other software you can use like **Microsoft Visio**. However all good as they are they are not free or cheap.

Never fear because open source is here. I am a huge fan of open source software because it's what the software developers from back in the 60's planned to do but commercial software are good too sometimes.

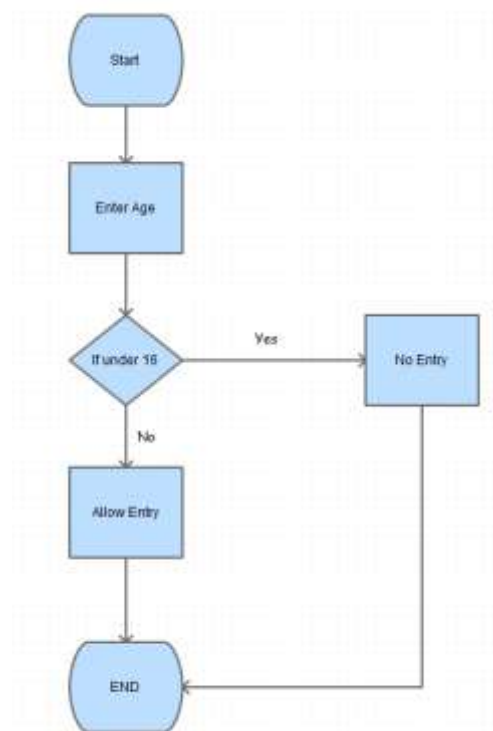
There is a software called **Pencil Project** its free and very easy to use. Its a project came out of the open source realm. You can Google pencils wireframe and it will come up.

If you do not have admin access to a PC either at work or school you can always get the portable version simply type in Google **pencil project portable** and you will find it.

Lets test run the software.

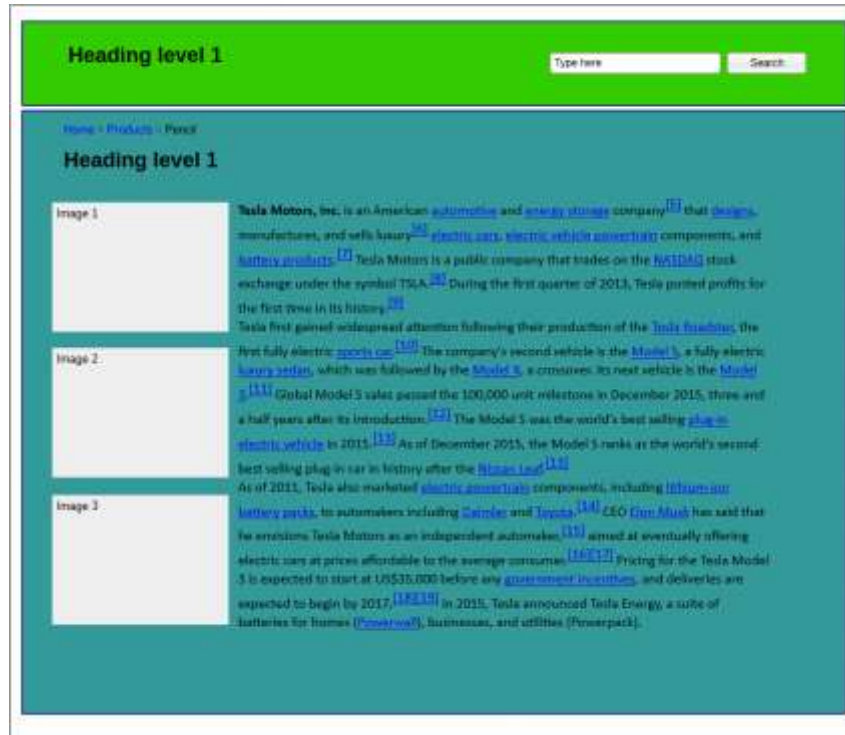


This is pencil now lets see what it can do. I'm going to try a simple flow chart for now.



Here is a simple age check flow chart. The arrow connectors work flawlessly and its very easy to add and edit texts in the boxes. By using a flow chart we can easily understand the software pattern we need to use make this little app. It speeds up the process and keeps us organised. Also its very good for documentation.

Now lets look at a wireframe for a website



Since pencil project has all the tools to visualise the project we can simply drag and drop them on the canvas and get to work easily.

Here is a visualisation of a Moo ICT app on the Iphone.



Pencil project also has all the tools for mobile apps which makes it much easier to create storyboards for an application you might want to develop. Remember its easier to sell an idea once your clients can see it.

We recommend this software because its open source, free and accessible to you either through installation or portable. That's all for now happy wire framing folks.